



Welcome to a new week!

Reading Go to MyOn

<https://www.myon.com/index.html>

Log in-

School- Skyview Elementary School - *be sure to select Mon County*

Username- your child should have his/her 5600 number memorized, if not, let me know and I'll get it to you.

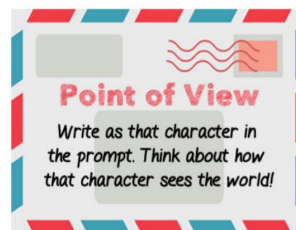
Password- read

1. Tap Library, select search, search "Seeds".
2. Select the book Seeds Go, Seeds Grow
3. Read the book together


Discuss together-

1. What is the author's purpose for writing? To entertain or to inform?
2. Is this book fiction or nonfiction?
3. What do you think the main idea is? What details prove that is the main idea- find 3.

Writing This week, we will be continuing and expanding letter writing. If you need to review, look at the pictures at the end of this document. There is an example and a friendly reminder checklist. Today, we will focus on point of view:




Pick your favorite prompt below and write a letter from the appropriate point of view.

Point of View 


You are a spoon that is tired of being used as an eating utensil. There must be more to life than just scooping up liquid foods like soups and cereal! You feel you can be used for so many more things! Write a letter to your owner letting them know what other jobs you could perform around the house that are not related to eating.

Point of View 

Imagine you are a family pet and you're extremely frustrated because you just don't get enough privacy! It seems that those humans never leave you alone! Write a letter to your human family describing clearly how they can give you more privacy.

Point of View 

You're an eraser head that's tired of always running out before its partner the pencil. The students that use you seem to make so many mistakes! How is this fair? Write a letter to a student suggesting ways that you can last longer.

Point of View 

Imagine you're a teacher's red pen. You do a lot of important things for your teacher! Write a letter to a student describing what a typical day is like for you in the classroom.

Be sure you refer back to the example at the end of the document to make sure your letter has everything it needs. Be creative! Share with your teacher if you would like to :)

Math

Let's plan a PARTY! You are in charge. 😊 Your job is to plan a party of any kind. It can be a pool party, pizza party, classroom party, birthday party... you decide. Make a list of supplies you will need to purchase. Go to the website of the stores you would like to purchase items from and write the prices next to each of the items on your list. Add two of the items from your list together. What is the sum? Add the price of another item to your sum. Add the price to another item to that sum. Continue until you have added the prices of all the items. How much will you need to throw the party? Don't forget to line up your decimal points when adding. Send a picture to your teacher!

Activit **Y**

Dance for 10 minutes or log on to gonoodle.com and choose a dance video to do.



Reading Go to MyOn

<https://www.myon.com/index.html>

Log in-

School- Skyview Elementary School - *be sure to select Mon County*

Username- your child should have his/her 5600 number memorized, if not, let me know and I'll get it to you.

Password- read

1. Tap Library, select search, search "Seeds".
2. Select the book Which Seed Is This?
3. Read the book together

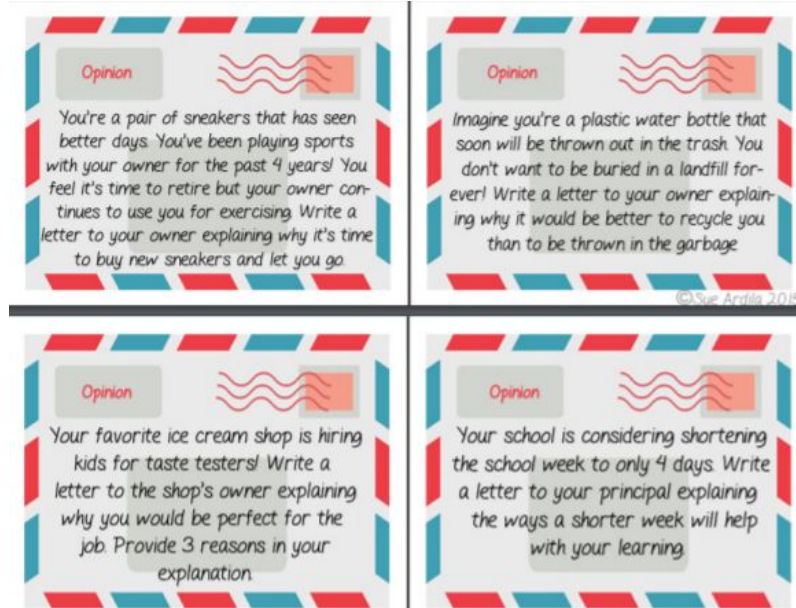
Discuss these questions together

1. What new fact did you learn while reading this book?
2. Are the images in this book photographs or illustrations?
3. What is the difference between a fictional story and a non-fiction book?

Writing Today, our letters will tie together point of view AND opinion.



Pick your favorite from the prompts below for your letter:



Be sure to refer back to the checklist to make sure you have everything. Share with your teacher if you would like to!

Math Roll a Sum Game

You can play this game with an adult, sibling, or by yourself! You will need dice, a sheet of paper, and a pencil. Roll your dice to create a 2 digit number. Roll again to create another 2 digit number. Add your numbers together. Whoever has the highest sum gets the point. Continue this game with 3 and 4 digit numbers. Write your problems down, show your work, and keep track of who wins!

*This game can also be done by drawing cards instead of rolling dice

Activit Jog in place for 60 seconds. Rest for 30 seconds. Jog in place again for
¥ 60 seconds. Repeat 3 times.



Practice
Mindfulness

Practice deep breathing. Breathe in for a count of four, hold your breath in for seven, breathe out for eight. Repeat for a couple minutes.

If you like guided mindfulness, you can try one from [gonoodle.com](https://www.gonoodle.com). Parents can sign up for a free account.

Music

Check out Miss Heidi's page of activities and pick a couple to try.
<https://padlet.com/hrlucas/7hpyc3p0u94g43ey>

Healthy
Habits

Run in place while counting to 100
Do jumping jacks while counting to 100 by 5s
Do lunges while counting to 1,000 by 100s
Sit down, close your eyes, count 20 deep breaths

Art

Pick one of Ms. Muscaro-Winter's Art prompts for the week. Complete it and talk to someone about what you did.



Reading Go to MyOn

<https://www.myon.com/index.html>

Log in-

School- Skyview Elementary School - *be sure to select Mon County*

Username- your child should have his/her 5600 number memorized, if not, let me know and I'll get it to you.

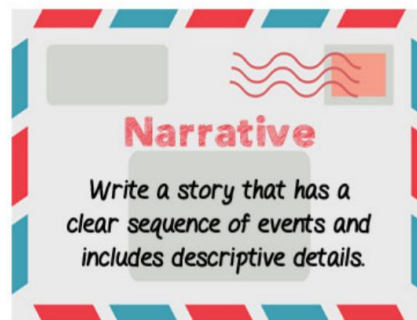
Password- read

1. Tap Library, select search, search "Jack and the Beanstalk".
2. Select any version of this story.
3. Read the book together

Discuss these questions together when finished-

1. How is this story different from the books you read about seeds on Monday and Tuesday?
2. What kind of story is this? Fiction or non-fiction? How can you tell?
3. How are the images in this book different from the books you read earlier in the week?

Writing Today, we will be writing a Narrative Letter.



Pick your favorite prompt from the options below and write your letter.



You may also write about something that has happened to you in your real life if you can recount the event with good detail. Remember all the items on your letter writing checklist :) Send to your teacher if you would like to.

Math Draw the Difference

You can play this game with an adult, sibling, or by yourself! You will need a deck of cards, a sheet of paper, and a pencil. Draw 2 cards to create a 2 digit number. Draw again to create another 2 digit number. Subtract the smaller number from the larger number. The person with the smallest answer gets a point. Continue this game with 3 and 4 digit numbers. Write your problems down and show your work.

*This game can also be done by rolling dice instead of drawing cards

Activit Play a game of "Simon Says" with someone in your house.

¥



Reading Read for fun! There is no written assignment today. Just sit down and enjoy reading something you choose. You can lay in the sun, on your couch, sit at a table, or build a fort with pillows and blankets!

Writing Free write day! You can write about anything you like- real or not real, a list, a story, or information you know about a topic. You can also use today to catch up if you need more time to finish one of your letters this week.

Math Create a Masterpiece

Use shapes to create a picture. Label each shape on the picture.
Examples: circle, oval, triangle, square, rhombus, trapezoid, rectangle, pentagon, hexagon, octagon. Send a picture to your teacher.

If you are able, log in to iReady and complete some math lessons. You can also try Blueprint. Your teachers will be able to see your progress.



Activit Like last week, pick 5 words that you did not know how to spell from
Y any of your letters. Ask a grown up (or use a dictionary/internet dictionary) how to spell those words. Write them on a piece of paper. Do jumping jacks or toe touches while spelling out each word.

Heading → 12 San Rafael Rd
→ Miami, FL 33176
→ January 5th, 2015

Dear Amanda, → Greeting

I hope all is well in Ohio! I miss you and the rest of the gang terribly! Florida is okay, but school has been . . . a bit weird. You must hear about my first day!

At first, it seemed pretty normal. My teacher, Mrs. Duffy, was very nice. She showed me to my desk and introduced me to the class. All I got were grunts, and the girl next to me kept drooling. Her skin had a greenish glow. Maybe she has a rash? During lunch I ate alone. No one else was eating, but they kept staring at me. Did I mention the kids in Florida have a serious drooling problem?

I hope spring break gets here quick. Maybe you can come visit me? Write back soon!

↓
B
o
d
y
↑

Closing → Your friend,

Signature → *Kathy*

Don't Forget!

- Add a comma after your Greeting
- Add a comma after your Closing
- Always indent when you start a new paragraph
- The Heading is always written in the upper right-hand side of your letter

WITH LOVE FROM, MRS. MUSCARO-WINTERS

ART PROMPTS

MAY 4-8



BUILD A FORT!

USE BLANKETS, CHAIRS, PILLOWS, ETC.

While inside your fort, you can draw pictures, take naps, read books, or just use your imagination!

PLAY Pictionary!

USE SCRAP PAPER, WHITE BOARDS, OR SIDEWALK CHALK!

Think of easy to draw objects/animals/etc. and draw without using numbers or letters and have someone else guess what you are drawing! Take turns!



DRAW A FAMILY PORTRAIT

INCLUDE EVERYONE IN YOUR HOUSE

Don't worry if it looks "perfect"- just do your best and have fun! Don't forget to include your pets!!

MAY THE FOURTH BE WITH YOU

GET IT?!

Create a Star Wars theme drawing! If you have Legos or blocks, you can build characters or space ships!



MOTHER'S DAY THIS WEEKEND!

SUNDAY, MAY 10

Every mom is special, so make your mom, grandma, aunt, or any mom you know something awesome that will make them smile!

If you complete a prompt, please share a photo of your creation either via email to kristen.muscaro@kl2.wv.us or via Instagram at [@artwithms.muscaro](https://www.instagram.com/artwithms.muscaro)! I miss you guys and can't wait to see what you create! 😊

I WOULD LOVE TO POST YOUR WORK FOR THE COMMUNITY TO SEE!